

# EE106A Discussion 4: Inverse Kinematics

{amaysaxena, isabella.huang, valmik}@berkeley.edu

## 1 Inverse kinematics

In forward kinematics, we found the expression for  $g_{st}(\theta)$  as a function of  $\theta$ . Now, in inverse kinematics, we are given a desired configuration of the tool frame  $g_d$ , and we wish to find the  $\theta$  for which

$$e^{\widehat{\xi}_1 \theta_1} \dots e^{\widehat{\xi}_n \theta_n} g_{st}(0) = g_{st}(\theta) = g_d \quad (1)$$

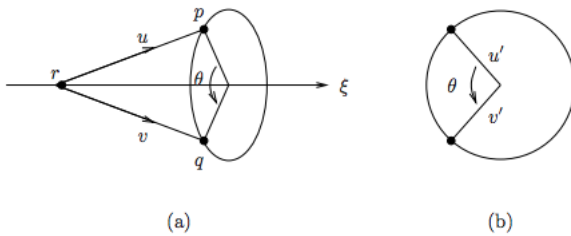
## 2 Padan-Kahan subproblems

To solve the inverse kinematics problem, one technique is to distill it into the following three simpler subproblems for which we know the solutions.

### 2.1 Subproblem 1: Rotation about a single axis

Let  $\xi$  be a zero-pitch twist along  $\omega$  with unit magnitude, and  $p, q \in \mathbb{R}^3$  be two points. Find  $\theta$  such that

$$e^{\widehat{\xi} \theta} p = q \quad (2)$$



- Define  $u = (p - r)$  and  $v = (q - r)$  where  $r$  is a point on the axis. Find an expression that relates  $u$  and  $v$ .  $e^{\widehat{\omega} \theta} u = v$

- Find expressions for  $u'$  and  $v'$ , the projected  $u$  and  $v$  on the plane perpendicular to the rotation axis.  $u' = u - \omega \omega^T u$  and  $v' = v - \omega \omega^T v$

Figure 1: Subproblem 1: a) Rotate  $p$  about the axis of  $\xi$  until it is coincident with  $q$ . b) Projection of  $u$  and  $v$  onto the plane perpendicular to the twist axis.

- Write the necessary conditions for there to be a solution.  $\omega^T u = \omega^T v$  and  $\|u'\| = \|v'\|$

- Find the solution for  $\theta$  given that it exists. By definition of the cross and dot products respectively,  $u' \times v' = \omega \sin \theta \|u'\| \|v'\|$  and  $u' \cdot v' = \cos \theta \|u'\| \|v'\|$ . Given that  $\|\omega\| = 1$ , we multiply both sides of the cross product equation by  $\omega^T$  and divide the two equations to get that  $\theta = \text{atan2}(\omega^T (u' \times v'), u' \cdot v')$

## 2.2 Subproblem 2: Rotation about two subsequent axes

Let  $\xi_1$  and  $\xi_2$  be two zero-pitch, unit magnitude twists with intersecting axes, and  $p, q \in \mathbb{R}^3$  be two points. Find  $\theta_1$  and  $\theta_2$  such that

$$e^{\widehat{\xi}_1 \theta_1} e^{\widehat{\xi}_2 \theta_2} p = q \quad (3)$$

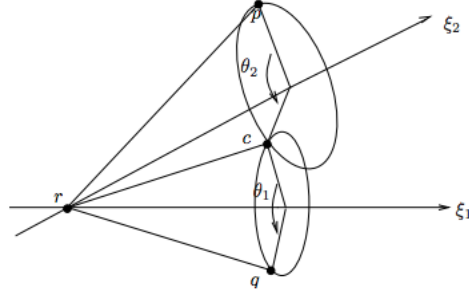


Figure 2: Subproblem 2: Rotate  $p$  around the axis of  $\xi_2$ , then around the axis of  $\xi_1$  such that the final location is coincident with  $q$ .

- Geometrically, when does there exist zero, one, or multiple solutions to this subproblem?  
When the two circles intersect zero, one, or two times respectively.

Let  $r$  be the intersection of the two axes, and  $c$  be the intermediate point at which  $p$  is rotated about  $\omega_2$  by  $\theta_2$ . Define vectors  $u = (p - r)$ ,  $v = (q - r)$ , and  $z = (c - r)$ .

- Write the expression for  $z$  in terms of a transformations applied to  $u$  and  $v$ .

$$e^{\widehat{\omega}_2 \theta_2} u = z = e^{-\widehat{\omega}_1 \theta_1} v$$

Similarly to Subproblem 1, it is true that

$$\omega_2^T u = \omega_2^T z \quad (4)$$

$$\omega_1^T v = \omega_1^T z \quad (5)$$

$$\|u\| = \|z\| = \|v\| \quad (6)$$

We can express  $z$  as a linear combination of the linearly independent vectors  $\omega_1$ ,  $\omega_2$ , and  $\omega_1 \times \omega_2$ :

$$z = \alpha \omega_1 + \beta \omega_2 + \gamma (\omega_1 \times \omega_2) \quad (7)$$

The solutions to these coefficients  $\alpha$ ,  $\beta$ , and  $\gamma$  are found by using the expressions in Eqs. 4 to 6 (see textbook for full details). There are either zero, one, or two real solutions to these coefficients. If a solution exists, we have  $z$ , and hence  $c$ .

What's left is to solve

$$e^{\widehat{\xi}_2 \theta_2} p = c \quad (8)$$

and

$$e^{-\widehat{\xi}_1 \theta_1} q = c \quad (9)$$

which requires us to solve Subproblem 1 twice.

### 2.3 Subproblem 3: Rotation to a given distance

Let  $\xi$  be a zero-pitch, unit magnitude twist,  $p, q \in \mathbb{R}^3$  be two points, and  $\delta > 0$ . Find  $\theta$  such that:

$$\|q - e^{\widehat{\xi}\theta} p\| = \delta \quad (10)$$

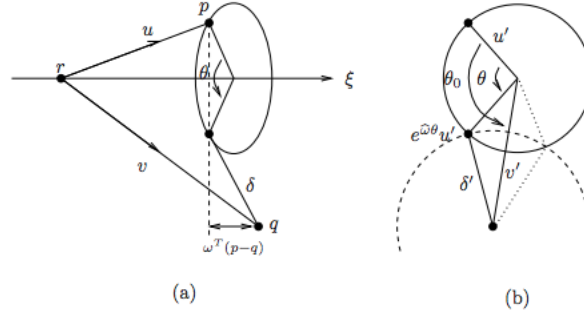


Figure 3: Subproblem 3: a) Rotate  $p$  about the axis of  $\xi$  until it is a distance  $\delta$  from point  $q$ . b) Projection onto plane perpendicular to axis.

- Geometrically, when does there exist zero, one, or multiple solutions to this subproblem?

When the circle formed by  $p$ 's rotation about  $\xi$  intersects the sphere of radius  $\delta$  with center  $q$  zero, one, or two times respectively.

- Write the expressions of the projected  $u$  and  $v$  onto the plane perpendicular to  $\omega$ , which we call  $u'$  and  $v'$ .

$$u' = u - \omega\omega^T u \text{ and } v' = v - \omega\omega^T v$$

- Write an expression for the distance  $\delta'$  (the projected  $\delta$  onto the plane perpendicular to  $\omega$ ) as a function of  $u'$  and  $v'$ .

$$\delta = \|v' - e^{\widehat{\omega}\theta} u'\|$$

- Find the solution for  $\theta$ . Hint: use result derived in Subproblem 1 to find  $\theta_0$ .

Using the same idea as in subproblem 1, we have that

$$\theta_0 = \text{atan2}(\omega^T(u' \times v'), u' \cdot v')$$

By the law of cosines,

$$\delta'^2 = \|u'\|^2 + \|v'\|^2 - 2\|u'\|\|v'\|\cos(\theta_0 - \theta)$$

so

$$\theta = \theta_0 \pm \cos^{-1}\left(\frac{\|u'\|^2 + \|v'\|^2 - \delta'^2}{2\|u'\|\|v'\|}\right)$$

### 3 Using PK subproblems to solve inverse kinematics

We want to simplify complete inverse kinematics problems into the three subproblems we know how to solve. The full equation becomes more simplified when we apply the kinematics equations to *special points*.

In summary, we have the following subproblems that we can use to simplify the inverse kinematics of a robot with revolute joints:

- Subproblem 1:  $e^{\hat{\xi}\theta}p = q$  rotate one point onto another  
 Subproblem 2:  $e^{\hat{\xi}_1\theta_1}e^{\hat{\xi}_2\theta_2}p = q$  rotate about two intersecting axes  
 Subproblem 3:  $\|e^{\hat{\xi}\theta}p - q\| = \delta$  move one point to a specified distance from another

Solving inverse kinematics is a game of trying to reduce the number of unknowns we need to deal with. At each step, we will try to leverage the  $\theta_i$ 's that we know, along with specially chosen points on the manipulator, to reduce the problem to having one or two unknown  $\theta_i$ 's, at which point we can use one of our subproblems to solve for the remaining variables. Let's look at some of the tricks we can use to reduce the number of unknowns we are dealing with.

#### 3.1 Tricks for solving inverse kinematics using PK subproblems

Recall our problem set up. We are given a desired end effector configuration  $g_d \in SE(3)$ , and we need to find  $(\theta_1, \dots, \theta_n)$  such that

$$e^{\hat{\xi}_1\theta_1} \dots e^{\hat{\xi}_n\theta_n} g_{st}(0) = g_d$$

It will simplify matters if, whenever possible, we keep all the known matrices on the right hand side and all the unknown matrices on left hand side. So to begin with, we will re-write the above problem to leave only the product of exponentials on the left hand side

$$e^{\hat{\xi}_1\theta_1} \dots e^{\hat{\xi}_n\theta_n} = g_d g_{st}^{-1}(0) := g$$

where we have simply defined  $g$  to be the known matrix  $g_d g_{st}^{-1}(0)$  to simplify notation. As we shall see, by picking certain points on our twist axes cleverly, we can eliminate variables from this product of exponentials. We have two primary tricks for this. The first trick will allow us to eliminate exponentials from the right hand side of the expression  $e^{\hat{\xi}_1\theta_1} \dots e^{\hat{\xi}_n\theta_n}$  and the second trick will allow us to eliminate exponentials from the left and side of that expression.

##### 3.1.1 Trick 1: Apply equations to a point on the axes

If we have a revolute twist  $\xi$  and we have a point  $p$  on the twist axis, applying the transformation on that point does nothing to it, ie:

$$e^{\hat{\xi}\theta}p = p \tag{11}$$

For example, if our IK problem is

$$e^{\hat{\xi}_1\theta_1} e^{\hat{\xi}_2\theta_2} e^{\hat{\xi}_3\theta_3} = g \tag{12}$$

then choosing a point  $p$  on the axis of  $\xi_3$  and multiplying both sides of (12) with  $p$  yields

$$\begin{aligned} e^{\hat{\xi}_1\theta_1} e^{\hat{\xi}_2\theta_2} e^{\hat{\xi}_3\theta_3} p &= gp \\ \implies e^{\hat{\xi}_1\theta_1} e^{\hat{\xi}_2\theta_2} \left( e^{\hat{\xi}_3\theta_3} p \right) &= gp \\ \implies e^{\hat{\xi}_1\theta_1} e^{\hat{\xi}_2\theta_2} p &= gp \end{aligned}$$

and this is simply Subproblem 2. In this way, we have managed to eliminate  $e^{\hat{\xi}_3}$  from our equation, allowing us to solve for  $\theta_1$  and  $\theta_2$  using subproblem 2. Once we know  $\theta_1$  and  $\theta_2$ , now the matrices  $e^{\hat{\xi}_1\theta_1}$  and  $e^{\hat{\xi}_2\theta_2}$  are both known, and we can return to finding the rest of the  $\theta_i$ 's.

### 3.1.2 Trick 2: Subtract a point from both sides and take the norm

Remember that rigid motions preserve norm. For example, say we wish to solve the same IK problem as in Eq. 12. If the axes of  $\xi_1$  and  $\xi_2$  intersect at a point  $q$ , we can select a point  $p$  that is not on the axis of  $\xi_3$  and simplify to the following:

$$\begin{aligned}\delta := \|gp - q\| &= \|e^{\hat{\xi}_1\theta_1} e^{\hat{\xi}_2\theta_2} e^{\hat{\xi}_3\theta_3} p - q\| \\ &= \|e^{\hat{\xi}_1\theta_1} e^{\hat{\xi}_2\theta_2} (e^{\hat{\xi}_3\theta_3} p - q)\| \\ &= \|e^{\hat{\xi}_3\theta_3} p - q\|\end{aligned}\tag{13}$$

which is just Subproblem 3. In this way, we have eliminated the exponentials  $e^{\hat{\xi}_1\theta_1}, e^{\hat{\xi}_2\theta_2}$  from the *left* hand side of the product of exponentials. Once we solve for  $\theta_3$ , the matrix  $e^{\hat{\xi}_3\theta_3}$  will be known and we can return to finding the rest of the  $\theta_i$ 's.

### 3.1.3 Trick 3: Dealing with prismatic joints

The 3 PK subproblems are all only relevant when dealing with revolute joints, as they all describe scenarios where points are being rotated about axes. So in general, we will not use any predefined subproblems when dealing with prismatic joints. Rather, we will exploit the structure of the specific manipulator.

*Note: It is usually a good idea to try solving the prismatic joints first.*

Often, prismatic joints directly control the distance between some two points  $p$  and  $q$ . This happens when the vector  $p - q$  is parallel to the axis of the prismatic joint. When this is the case, we should try to reduce the IK problem to the form

$$\|e^{\hat{\xi}\theta} p - q\| = \delta$$

where  $\xi$  is the unit twist corresponding to the prismatic joint. This can usually be done with a combination of trick 1 (for picking  $p$ ) and trick 2 (for picking  $q$ ). In this case,  $\theta$  is exactly the distance by which  $p$  gets moved, which allows us to find  $\theta$  as simply the difference between  $\delta$  and the starting distance  $\|p - q\|$ , taking care of the sign when necessary.

In other instances, such as the SCARA example from later in this discussion worksheet, the prismatic joint directly controls one of the coordinates of the end effector. There again, it is easy to compute  $\theta$  by inspection by considering that coordinate of the desired configuration.

## 4 Elbow manipulator example

Break down the inverse kinematics for the elbow manipulator in Fig. 4 into simpler PK subproblems.

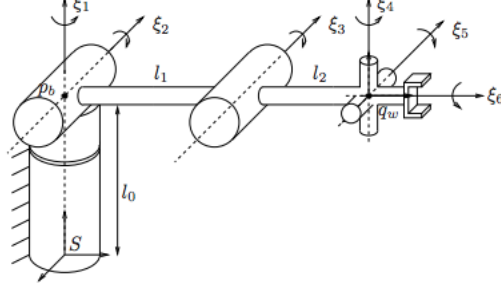


Figure 4: Elbow manipulator.

The inverse kinematics problem can be written as

$$e^{\hat{\xi}_1 \theta_1} e^{\hat{\xi}_2 \theta_2} e^{\hat{\xi}_3 \theta_3} e^{\hat{\xi}_4 \theta_4} e^{\hat{\xi}_5 \theta_5} e^{\hat{\xi}_6 \theta_6} = g_d g_{st}^{-1}(0) := g$$

where we have defined  $g$  to be the known matrix  $g_d g_{st}^{-1}(0)$ .

**Step 1:** Eliminate  $\theta_4, \theta_5, \theta_6$  using trick 1 and  $\theta_1, \theta_2$  using trick 2. Take  $q_w$  as a point common to joints 4,5,6 and  $p_b$  as a point common to joints 1 and 2. Multiplying by  $q_w$  gives us

$$\begin{aligned} e^{\hat{\xi}_1 \theta_1} e^{\hat{\xi}_2 \theta_2} e^{\hat{\xi}_3 \theta_3} e^{\hat{\xi}_4 \theta_4} e^{\hat{\xi}_5 \theta_5} e^{\hat{\xi}_6 \theta_6} &= g \\ \implies e^{\hat{\xi}_1 \theta_1} e^{\hat{\xi}_2 \theta_2} e^{\hat{\xi}_3 \theta_3} e^{\hat{\xi}_4 \theta_4} e^{\hat{\xi}_5 \theta_5} e^{\hat{\xi}_6 \theta_6} q_w &= g q_w \\ \implies e^{\hat{\xi}_1 \theta_1} e^{\hat{\xi}_2 \theta_2} e^{\hat{\xi}_3 \theta_3} q_w &= g q_w \end{aligned}$$

we still have 3 joints, so to use our subproblems we need to eliminate some more variables. We now subtract off  $q_b$  to eliminate  $\theta_1$  and  $\theta_2$

$$\begin{aligned} e^{\hat{\xi}_1 \theta_1} e^{\hat{\xi}_2 \theta_2} e^{\hat{\xi}_3 \theta_3} q_w - q_b &= g q_w - q_b \\ \implies \left\| e^{\hat{\xi}_1 \theta_1} e^{\hat{\xi}_2 \theta_2} \left( e^{\hat{\xi}_3 \theta_3} q_w - q_b \right) \right\| &= \|g q_w - q_b\| \\ \implies \left\| e^{\hat{\xi}_3 \theta_3} q_w - q_b \right\| &= \|g q_w - q_b\| \end{aligned}$$

this is exactly the set up for subproblem 3. So we use subproblem 3 to solve for  $\theta_3$ . Once we do so,  $\theta_3$  is known and so is the matrix  $g_3 = e^{\hat{\xi}_3 \theta_3}$ . The IK problem is now written as

$$e^{\hat{\xi}_1 \theta_1} e^{\hat{\xi}_2 \theta_2} \cdot g_3 \cdot e^{\hat{\xi}_4 \theta_4} e^{\hat{\xi}_5 \theta_5} e^{\hat{\xi}_6 \theta_6} = g$$

**Step 2:** Solve for  $\theta_1, \theta_2$  by eliminating joints 4,5,6. Once again, we pick  $q_w$  and multiply both sides of the above to get

$$e^{\hat{\xi}_1 \theta_1} e^{\hat{\xi}_2 \theta_2} \cdot g_3 q_w = g q_w$$

Since  $g_3$  is known, this is exactly the set up of subproblem 2 with the intersecting axes of joints 1 and 2 and the known points  $g_3q_w$  and  $gq_w$ . Use subproblem 2 to solve for  $\theta_1, \theta_2$ . Now that both  $g_1 = e^{\hat{\xi}_1\theta_1}, g_2 = e^{\hat{\xi}_2\theta_2}$  are also known. So we can move  $g_1, g_2, g_3$  to the right hand side to get

$$e^{\hat{\xi}_4\theta_4} e^{\hat{\xi}_5\theta_5} e^{\hat{\xi}_6\theta_6} = g_3^{-1} g_2^{-1} g_1^{-1} g := g'$$

where we have defined  $g'$  to be the known matrix  $g_3^{-1} g_2^{-1} g_1^{-1} g$  for convenience.

**Step 3:** Solve for  $\theta_4, \theta_5$  by eliminating  $\theta_6$ . Now, we need to pick some point  $q$  that is on the axis of joint 6, but NOT on the axis of either joints 4 or 5 (otherwise they would get eliminated too and we would not be able to solve for them). We get

$$e^{\hat{\xi}_4\theta_4} e^{\hat{\xi}_5\theta_5} q = g'q$$

which is exactly subproblem 2. So we use that subproblem to solve for  $\theta_4$  and  $\theta_5$ . Now the matrices  $g_4 = e^{\hat{\xi}_4\theta_4}, g_5 = e^{\hat{\xi}_5\theta_5}$  are also known, so we can move them to the right hand side

$$e^{\hat{\xi}_6\theta_6} = g_5^{-1} g_4^{-1} g' := g''$$

where we have defined  $g''$  to be the known matrix  $g_5^{-1} g_4^{-1} g'$ .

**Step 4:** Finally, we can use subproblem 1 to solve for  $\theta_6$ . Pick any point  $p$  not on the axis of joint 6. Then we have

$$e^{\hat{\xi}_6\theta_6} p = g''p$$

which is subproblem 1. We have now solved for all the  $\theta_i$ 's, and we are done.

## 5 SCARA manipulator example

Break down the the inverse kinematics for the SCARA manipulator in Fig. 5 into simpler PK sub-problems.

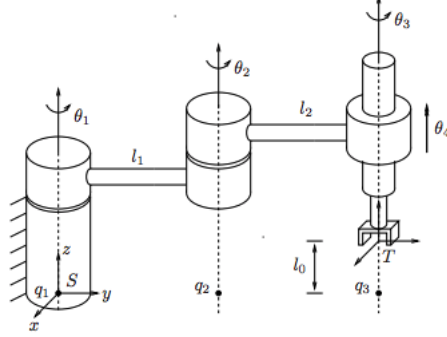


Figure 5: SCARA manipulator.

The inverse kinematics problem can be written as

$$e^{\hat{\xi}_1 \theta_1} e^{\hat{\xi}_2 \theta_2} e^{\hat{\xi}_3 \theta_3} e^{\hat{\xi}_4 \theta_4} = g_d g_{st}^{-1}(0) := g$$

where we have defined  $g$  to be the known matrix  $g_d g_{st}^{-1}(0)$ .

**Step 1:** We should start off by solving for the prismatic joint, since we do not have subproblems to handle those. In this case, we can notice that  $\theta_4$  directly controls the  $z$  coordinate of the origin of frame  $T$ . So if the  $z$  coordinate of  $g_d$  is some  $p_z$ , then we require that  $l_0 + \theta_4 = p_z$ , and so  $\theta_4 = p_z - l_0$ . Now  $\theta_4$  is known, and so is the matrix  $g_4 = e^{\hat{\xi}_4 \theta_4}$ . So we bring this matrix over the right hand side, and re-write the IK problem as

$$e^{\hat{\xi}_1 \theta_1} e^{\hat{\xi}_2 \theta_2} e^{\hat{\xi}_3 \theta_3} = g g_4^{-1} := g'$$

where we have defined  $g'$  to be the known matrix  $g e^{-\hat{\xi}_4 \theta_4}$  for convenience.

**Step 2:** Next, let's try to eliminate  $\theta_3$ . We can pick point  $q_3$ , as that is on the axis of joint 3. We get

$$\begin{aligned} e^{\hat{\xi}_1 \theta_1} e^{\hat{\xi}_2 \theta_2} e^{\hat{\xi}_3 \theta_3} q_3 &= g' q_3 \\ \iff e^{\hat{\xi}_1 \theta_1} e^{\hat{\xi}_2 \theta_2} q_3 &= g' q_3 \end{aligned}$$

This looks a lot like subproblem 2, but careful! It is not a valid instance of subproblem 2, since the axes of joints 1 and 2 do not intersect! So we are not yet done. Instead, we should also eliminate  $\theta_1$  by subtracting off a point that is on the axis of joint 1 and then taking the norm. We pick  $q_1$  as that point. Then we can write

$$\begin{aligned} e^{\hat{\xi}_1 \theta_1} e^{\hat{\xi}_2 \theta_2} q_3 - q_1 &= g' q_3 - q_1 \\ \implies \|e^{\hat{\xi}_2 \theta_2} q_3 - q_1\| &= \|g' q_3 - q_1\| \end{aligned}$$

which is a valid instance of subproblem 3. So we can use subproblem 3 to find  $\theta_2$ . Now  $\theta_2$  is known, and so is the matrix  $g_2 = e^{\hat{\xi}_2 \theta_2}$ . We cannot move this matrix to the RHS just yet because it is sandwiched



between two unknown exponentials, we can keep track of the fact that it is known. The IK problem is now written as

$$e^{\hat{\xi}_1 \theta_1} \cdot g_2 \cdot e^{\hat{\xi}_3 \theta_3} = g'$$

Now we will just solve for  $\theta_1$  and  $\theta_3$  in turn.

**Step 3:** Solve for  $\theta_1$  by eliminating  $\theta_3$ . Once again, pick  $q_3$  as it is on the axis of joint 3, and multiply the above equation with it

$$\begin{aligned} e^{\hat{\xi}_1 \theta_1} \cdot g_2 \cdot e^{\hat{\xi}_3 \theta_3} q_3 &= g' q_3 \\ \implies e^{\hat{\xi}_1 \theta_1} \cdot (g_2 q_3) &= g' q_3 \end{aligned}$$

Since  $g_2$  is known, this is an instance of subproblem 1 with the known point  $g_2 q_3$  being rotated onto  $g' q_3$ . So we can use subproblem 1 to solve for  $\theta_1$ . Now, the matrix  $g_1 = e^{\hat{\xi}_1 \theta_1}$  is also known, and we can move both  $g_1$  and  $g_2$  to the right hand side

$$e^{\hat{\xi}_3 \theta_3} = g_2^{-1} g_1^{-1} g' := g''$$

where we have defined  $g''$  to be the known matrix  $g_2^{-1} g_1^{-1} g'$ .

**Step 4:** Use subproblem 1 to solve for  $\theta_3$ . Pick any point  $p$  not on the axis of joint 3. Then multiply the above with that point to get

$$e^{\hat{\xi}_3 \theta_3} p = g'' p$$

this is a valid instance of subproblem 1, so we can use it to solve for  $\theta_3$ . Now all  $\theta_i$ 's are known and we are done.